



ภาคผนวก จ

เอกสารสอบเทียบเครื่องมือที่ใช้ในการตรวจวิเคราะห์

ตารางการสอบเทียบเครื่องมือที่ใช้ในการตรวจวัดและวิเคราะห์

Item	Description	Parameter	List of Equipment	Equipment No.	Calibration	Next Calibration
1.	Water	pH	pH Meter/Horiba	S/N B06D0012	01/11/2023	November 2024
		Temperature	pH Meter (Temperature)/Horiba	S/N B06D0012	01/11/2023	November 2024
		Color	SPECTROPHOTOMETER/Spectroquant Prove 100	S/N 1618111041	02/05/2023	May 2024
		DO	DO Meter/HORIBA	S/N D75J0013	09/02/2024	February 2025
		TSS	Electronic Balance/METTLER TOLEDO	S/N 1116392227	11/04/2023	April 2024
		TDS	Electronic Balance/METTLER TOLEDO	S/N 1116392227	11/04/2023	April 2024
		BOD	BOD Incubator	ID/N TET.LAB.BOD 05	11/04/2023	April 2024
		Total-P	Spectrophotometer/PerkinElmer	S/N 365K9042909	18/08/2023	August 2024
		Oil & Grease	Electronic Balance/METTLER TOLEDO	S/N 1116392227	11/04/2023	April 2024
		Formaldehyde	Spectrophotometer/PerkinElmer	S/N 365K9042909	18/08/2023	August 2024
		Phenols	Spectrophotometer/PerkinElmer	S/N 365K9042909	18/08/2023	August 2024
		Sulfide	Spectrophotometer/PerkinElmer	S/N 365K9042909	18/08/2023	August 2024
		As, Se, Hg	Atomic Absorption Spectrophotometer Model/AAAnalyst 100	S/N 040S0110503	29/09/2023	28/03/2024
		Cu, Zn	ICP394/PerkinElmer/OPTIMA8000	S/N 078N1310024C	29/09/2023	28/03/2024
		Ba, Mn	ICP394/PerkinElmer/OPTIMA8000	S/N 078N1310024C	29/09/2023	28/03/2024
		Cyanide	Spectrophotometer/PerkinElmer	S/N 365K9042909	18/08/2023	August 2024
		Cr ⁶⁺	Spectrophotometer/PerkinElmer	S/N 365K9042909	18/08/2023	August 2024
		Cr ³⁺	Spectrophotometer/PerkinElmer	S/N 365K9042909	18/08/2023	August 2024
		Cd, Ni, Pb	ICP394/PerkinElmer/OPTIMA8000	S/N 078N1310024C	29/09/2023	28/03/2024
		Pesticide	ICP394/PerkinElmer/OPTIMA8000	S/N 078N1310024C	29/09/2023	28/03/2024
			Gas Chromatograph/GC7890B	S/N CN16343040	25/09/2023	September 2024



Thai Environmental Technic Limited
บริษัท เทคนิคสิ่งแวดล้อมไทย จำกัด



TECHNOLOGY PROMOTION ASSOCIATION (THAILAND-JAPAN)
CORPORATE SERVICES 3: EQUIPMENT CALIBRATION AND TESTING SERVICES
534/4 PATTANAKARN ROAD SOI 18, SUANLUANG, SUANLUANG BANGKOK 10250
TEL. 0-2717-3000-29 FAX. 0-2716-9464



Cert.No.: 23CHO644

Page.: 1 of 2

Certificate of Calibration

Equipment : pH Meter
Manufacturer : Horiba
Model : LAQUA-PH1300
Serial No. : B06D0012
ID No. : Ins-LAB-026
Condition As-Received: Used Item
Received Date : 31 October 2023
Calibration Date : 01 November 2023
Reference : 2310-0843OC-7
Submitted by : Thai Environmental Technic Limited
1/6 Soi Ramkhamhaeng 145,
Khwaeng/Khet Saphan Sung,
Bangkok 10240
Calibration Place : Laboratory (Thai Environment Technic Limited)
Ambient Temperature : (25.4 - 24.2) °C
Relative Humidity : (69.3 - 66.7) %
Calibration Procedure : In - house method :
- CP-OCH2 by direct measurement with standard
voltage calibrator and direct measurement
with certified reference material (CRM)
Calibrated by : Khit Ruttanaprapachai

Approved by :

Approved Signatory

- (✓) Saithip Meangmai
() Warakorn Lerngagtrakul
() Ponpan Paipim

Issue Date : 10 November 2023

The Uncertainties are for a confidence probability of approximately 95%

This certificate may not be reproduced other than in full, except with the prior written
Approval of the Head of Corporate Services 3: Equipment Calibration and Testing Services.

A 0060438



Cert. No.: 23CHO644

Page.: 2 of 2

Condition of this calibration result**1. Reference Standard Instrument :-**

<u>Instrument</u>	<u>Serial No.</u>	<u>ID No.</u>	<u>Cert. No.</u>	<u>Due Date</u>
1) Document Process Calibrator	43160066	130RC092	23E1284	10 Apr 2024
2) Digital Thermometer	-	130RC018	23T1595	13 Sep 2024

This certification is traceable to the International System of Unit maintained through:-

- Technology Promotion Association (Thailand - Japan)

**2. Certified Reference Materials : The measurement results are traceable to SI through CPA chem Ltd.,
ANSI-ASQ National Accreditation Board, Accredited No. AR-1835**

<u>Buffer Solution</u>	<u>Manufacturer</u>	<u>Lot No.</u>	<u>Exp. date</u>
pH 1.679	CPA chem	823319	20 Jun 2024
pH 4.008	CPA chem	931958	01 Oct 2025
pH 6.865	CPA chem	788996	01 Jan 2024
pH 9.181	CPA chem	931960	01 Oct 2024
*pH 12.45	Hach Lenge GmbH	C02902	19 Nov 2023

3. This certificate is valid only to the item calibrated on date and place of calibration.**Calibration Results****Function : mV Measurement****Performing standard curve by Fluke at pH (1.7,4,7,10)**

<u>Unit Under Calibration</u>	<u>Nominal Value</u>	<u>Standard Voltage Input</u>	<u>Actual Reading</u>		<u>Uncertainty of Measurement (±mV)</u>	<u>Coverage factor k</u>
	<u>pH</u>	<u>mV</u>	<u>mV</u>	<u>pH</u>		
pH Meter S/N.: B06D0012	1.680	314.73	314.7	1.680	0.058	2.00
	4.000	177.48	177.4	4.000	0.058	2.00
	6.860	8.28	8.3	6.860	0.058	2.00
	7.000	0.00	0.0	7.000	0.058	2.00
	9.180	-128.97	-129.0	9.180	0.058	2.00
	10.000	-177.48	-177.4	10.000	0.058	2.00

Function : pH Measurement**Performing four buffers standard curve by using buffer nominal pH (1.7,4,7,9)**

<u>Unit Under Calibration</u>	<u>Standard pH Buffer Solution</u>	<u>Actual pH Reading</u>	<u>Actual mV Reading (mV)</u>	<u>Uncertainty of pH measurement (±)</u>	<u>Coverage factor k</u>
pH Electrode S/N.: 9X3D0537	1.679	1.686	296.3	0.0071	2.13
	4.008	3.992	159.1	0.0089	2.25
	6.865	6.845	-10.1	0.015	2.20
	9.181	9.138	-143.9	0.014	2.00
	*12.45	12.427	-335.9	0.056	2.00

Remark: * : Not NSC-ONSC AccreditedThe reported uncertainty of measurement was based on a standard uncertainty multiplied by a coverage factor k , providing a level of confidence of approximately 95 %.

-o0o-

Saitthip

a 1188741



Certificate of Calibration

Equipment:	SPECTROPHOTOMETER	Certificate No.:	C06230177
Model:	Spectroquant Prove 100	Issued Date:	02 May 2023
Serial No. (or ID.):	1618111041	Job No.:	KSPR2306590
Manufacturer:	Merck	Page:	1 of 3
Condition:	In Condition		

Customer: Thai Environmental Technic Limited
1/6 Soi Ramkhamhaeng 145, Khwaeng Saphan Sug,
Khet Saphan Sung, Bangkok 10240 Thailand

Environment Condition:

Temperature	27.7	°C	±	0.3	°C
Humidity	59.5	%RH	±	1.7	%RH

Calibration Place: Thai Environmental Technic Limited (Laboratory)
1/6 Soi Ramkhamhaeng 145, Khwaeng Saphan Sug,
Khet Saphan Sung, Bangkok 10240 Thailand

Calibration By: Mr.Siwapan Srijan

Calibration Date: 02 May 2023

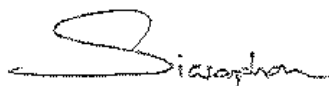
The Method used: In house method, CAL-WI-24, base on ASTM E 275-08 and ASTM E 387-04

Traceability: This certificate is traceable to the CRM maintained by National Institute of Standards and Technology (NIST) through Starna Scientific Limited.

The standard for Wavelength Certificate No. 105931 and 105898

The standard for Photometric Certificate No. 105940

The standard for Stray light Certificate No. 101040



(Mr. Siwapan Srijan)

Person in charge



(Mr. Nitinun Srihawan)

Authorized signatory

This certificate is issued the units of measurement according to the International System of Units (SI). It provides traceability of measurement to international or national standard or other recognized national standard laboratories.

The measurement uncertainty stated is the expanded uncertainty which is obtained from the standard uncertainty multiplied by the coverage factor (k=2) to provide a level of confidence of approximately 95%. It is determined in accordance with the Guide to Expression of Uncertainty in Measurement (GUM).

These results may be affected by deviations from specified conditions. The results relate only to the items tested, calibrated or sampled. The report shall not be reproduced except in full without approval of DKSH Technology Limited.

บริษัท ดีเคเอสเอช เทคโนโลยี จำกัด
DKSH Technology Limited
2533 ถนนสุขุมวิท แขวงคลองจาก เขตพระโขนง กรุงเทพมหานคร 10260
2533 Sukhumvit Road, Bangkok, Phrakharong, Bangkok 10260
Phone: +66 2639 7000 Email: info.calibration@dksh.com Website: www.dksh.com/scientific-thailand

Calibration Results:
Without Adjustment
Wavelength Accuracy (nm), The spectral bandwidth of Std at 4 nm and UUC at 4 nm

Standard Wavelength	Unit Under Calibration	Correction	Uncertainty
418.48	418.9	-0.42	0.13
536.90	536.8	0.10	0.13
637.94	638.1	-0.16	0.13
748.28	748.3	-0.02	0.13
807.16	807.0	0.16	0.13

Photometric Accuracy (Absorbance)

Wavelength	Standard absorbance	Unit Under Calibration	Correction	Uncertainty
420 nm	0.0000	0.000	0.0000	0.0045
	0.5890	0.591	-0.0020	0.0045
	0.7604	0.762	-0.0016	0.0045
	1.0241	1.028	-0.0039	0.0045
440 nm	0.0000	0.000	0.0000	0.0045
	0.5782	0.579	-0.0008	0.0045
	0.7430	0.745	-0.0020	0.0045
	1.0016	1.005	-0.0034	0.0045
465 nm	0.0000	0.000	0.0000	0.0045
	0.5283	0.530	-0.0017	0.0045
	0.6854	0.688	-0.0026	0.0045
	0.9509	0.953	-0.0021	0.0045
546.1 nm	0.0000	0.000	0.0000	0.0045
	0.5457	0.545	0.0007	0.0045
	0.6944	0.694	0.0004	0.0045
	0.9965	0.996	0.0005	0.0045
590 nm	0.0000	0.000	0.0000	0.0045
	0.5837	0.582	0.0017	0.0045
	0.7223	0.721	0.0013	0.0045
	1.0935	1.091	0.0025	0.0045
635 nm	0.0000	0.000	0.0000	0.0045
	0.5675	0.565	0.0025	0.0045
	0.6900	0.689	0.0010	0.0045
	1.0862	1.085	0.0012	0.0045

Calibration Results:**Without Adjustment****Stray light ***

Standard: cut-off	UUC: Wavelength (nm)	UUC: Transmission (%T)	Absorbance (A)
391.94 +/- 0.11 nm	391.9	1.13	1.947

* Calibration Marked " Not TISI Accredited " in this Certificate have been included for completeness.

The End of Certificate

ใบตรวจสอบสภาพเครื่องวัดสิ่งแวดล้อม

เลขที่ใบงาน: KSPR2306590

ชนิดเครื่องมือ: SPECTROPHOTOMETER รุ่น: Spectroquant Prove 100

หมายเลขเครื่อง: 1618111041

ตรวจสอบ (รับ)		รายการตรวจเช็ค	ตรวจสอบ (ส่ง)		หมายเหตุ
02 May 2023			02 May 2023		
ปกติ	ไม่ปกติ		ปกติ	ไม่ปกติ	
		General			
<input checked="" type="checkbox"/>	<input type="checkbox"/>	1. ความสมบูรณ์เครื่อง	<input checked="" type="checkbox"/>	<input type="checkbox"/>	
<input checked="" type="checkbox"/>	<input type="checkbox"/>	2. ความสะอาด (ช่องใส่ตัวอย่าง, ภายใน-นอกเครื่อง)	<input checked="" type="checkbox"/>	<input type="checkbox"/>	
<input checked="" type="checkbox"/>	<input type="checkbox"/>	3. สวิตช์ ปิด – เปิด เครื่อง (On-Off Swicth)	<input checked="" type="checkbox"/>	<input type="checkbox"/>	
<input checked="" type="checkbox"/>	<input type="checkbox"/>	4. ปุ่มกด (Keypad)	<input checked="" type="checkbox"/>	<input type="checkbox"/>	
<input checked="" type="checkbox"/>	<input type="checkbox"/>	5. หน้าจอ (Display, Screen Contrast)	<input checked="" type="checkbox"/>	<input type="checkbox"/>	
		Spectrophotometer			
<input type="checkbox"/>	<input type="checkbox"/>	6. แรงดันไฟฟ้า (Battery Backup) >= 2.5 VDC	<input type="checkbox"/>	<input type="checkbox"/>	
<input type="checkbox"/>	<input type="checkbox"/>	7. ตัวหมุนเลือกความยาวคลื่น (Wavelength Control)	<input type="checkbox"/>	<input type="checkbox"/>	
<input checked="" type="checkbox"/>	<input type="checkbox"/>	8. ความยาวคลื่น (Wavelength Check)	<input checked="" type="checkbox"/>	<input type="checkbox"/>	
<input type="checkbox"/>	<input type="checkbox"/>	9. แหล่งกำเนิดแสง (UV < 3,000 hour)	<input type="checkbox"/>	<input type="checkbox"/>	
<input checked="" type="checkbox"/>	<input type="checkbox"/>	10. แหล่งกำเนิดแสง (Visible < 5,000 hour)	<input checked="" type="checkbox"/>	<input type="checkbox"/>	169 Hours
<input type="checkbox"/>	<input type="checkbox"/>	11. ช่องวัดหลายตัวอย่าง (Carousel Module)	<input type="checkbox"/>	<input type="checkbox"/>	
		pH Meter and Conductivity Meter			
<input type="checkbox"/>	<input type="checkbox"/>	12. อิเล็กโทรด (Electrode and Connection Cable)	<input type="checkbox"/>	<input type="checkbox"/>	
<input type="checkbox"/>	<input type="checkbox"/>	13. ระดับสารละลายใน Electrode (Level KCl)	<input type="checkbox"/>	<input type="checkbox"/>	
<input type="checkbox"/>	<input type="checkbox"/>	14. ฝาปิดกันปลาย Electrode (Dust Protection Hood)	<input type="checkbox"/>	<input type="checkbox"/>	
<input type="checkbox"/>	<input type="checkbox"/>	15. ขาจับอิเล็กโทรด (Stand)	<input type="checkbox"/>	<input type="checkbox"/>	
		Turbidimeter			
<input type="checkbox"/>	<input type="checkbox"/>	16. ค่าความขุ่นที่ต่ำสุด (No Sample)	<input type="checkbox"/>	<input type="checkbox"/>	
<input type="checkbox"/>	<input type="checkbox"/>	17. ระดับการส่องสว่างของแสง (>= 2.5 ไม่นเกิน 3.0)	<input type="checkbox"/>	<input type="checkbox"/>	
		Automatic titrator			
<input type="checkbox"/>	<input type="checkbox"/>	18. สภาพ Piston Burettes	<input type="checkbox"/>	<input type="checkbox"/>	
<input type="checkbox"/>	<input type="checkbox"/>	19. Function Rinsing and Dosing	<input type="checkbox"/>	<input type="checkbox"/>	
<input type="checkbox"/>	<input type="checkbox"/>	20. ระบบท่อสายยางและอุปกรณ์ประกอบ	<input type="checkbox"/>	<input type="checkbox"/>	

เพิ่มเติม/ขอแนะนำ :

Mr.Siwapan Srijan

Service Engineer



Certificate of Calibration

Certificate Number : SPR24020097-9

Page : 1 of 3

Customer : Thai Environmental Technic Limited.

1/6 Soi Ramkhamhaeng 145, Khwaeng Saphan Sung, Khel Saphan
Sung, Bangkok 10240, Thailand.

Equipment Name : DO Meter

Manufacturer : Horiba

Model : OM-71G

Serial Number : D75J0013

ID. Number : No.08

Environmental Conditions

Ambient Temperature : $23^{\circ}\text{C} \pm 2^{\circ}\text{C}$

Received Date : 07 Feb 2024

Relative Humidity : $50\% \pm 15\%$

Calibration Date : 09 Feb 2024

Location of Calibration : In-Lab

Recommend Due Date : 09 Feb 2025

Calibration Procedure : In-House Method

Date of Issue : 10 Feb 2024

Method of Calibration

This certifies that the above instrument was calibrated in compliance with the calibration system requirement of ISO/IEC 17025:2017 in accordance with reference procedure. Standards used to perform this calibration are certified by to NIST or equivalent, National metrology institute, Natural physical constants, consensus standards. The result reported herein apply only to the calibration of the item described above as received. Our decision rule is to contact the customer if the item pass and fail calibration when the results include the uncertainties and the customer must determine if the results meets their needs.

The calibration certificate shall not be reproduced except in full, without written approval of SP Metrology System (Thailand).

Calibrated by : Mr.Sarawut Khitmai

Approved by :

Calibration Officer

(Mr.Yodyaim Chansang)

Authorized Signatory



Calibration Report

Certificate Number : SPR24020097-9

Page : 2 of 3

Reference Standards

Equipment Name	Model	Serial No.	Certificate No.	Due. Date
Zero Oxygen Solution	HI7040L	Lot S0027-23 _	21C31	21 Mar 2028

Traceability

This certification is traceable to the International System of Unit maintained at :
HANNA - Hanna Instruments (Thailand) Ltd.

6/2/03 Mon | Home Mortgage Reduction | Tel: 193-193-2220 E 48738 WWWW.BANKOFAMERICA.COM



Result of Calibration

Certificate Number : SPR24020097-9

Page : 3 of 3

Function : Dissolved Oxygen Permanance Test

Unit : mg/L

Actual Standard	UUC Reading	Error	Uncertainty (±)
0.00	0.00	0.00	0.13
8.24	7.81	-0.43	0.13

Note :

The result of calibration was found accurate as show on date and place of calibration only.
This Certificate is not certified for any commercial transaction.

Measurement Uncertainty

The reported uncertainty of measurement is the expanded uncertainty obtained by multiplying the standard uncertainty with the coverage factor $k = 2.00$, providing a level of confidence approximately 95%.

- End of Certificate -



TECHNOLOGY PROMOTION ASSOCIATION (THAILAND-JAPAN)
CORPORATE SERVICES 3: EQUIPMENT CALIBRATION AND TESTING SERVICES
534/4 PATTANAKARN ROAD SOI 18, SUANLUANG, SUANLUANG BANGKOK 10250
TEL. 0-2717-3000-29 FAX. 0-2719-9484



Cert.No.: 23MM160

Page.: 1 of 3

Certificate of Calibration

Equipment : Electronic Balance

Manufacturer : Mettler Toledo

Model : AB204

Serial No. : 1116392227

ID No. : TET.LAB.BAL01

Submitted by : Thai Environmental Technic Limited
1/8 Soi Ramkhamhaeng 145,
Khwaeng/Khet Saphan Sung,
Bangkok 10240

Location : Balance Room


Received order : 10 April 2023

Calibration Date : 11 April 2023

Ambient Temperature : 15 °C to 40 °C

Relative Humidity : 30 % to 90 %

Calibrated by : Khit Ruttanaprapachai

Approved by : 
Approved Signatory

☐ Pornthippa Tameyakul
☒ Malee Butkruea
☐ Suwit Imjai

Issue Date : 25 April 2023

The Uncertainties are for a confidence probability of approximately 95%

This certificate may not be reproduced other than in full, except with the prior written
Approval of the head of Corporate Services 3: Equipment Calibration and Testing Services.

A 0053464



Equipment : Electronic Balance
Condition As-Received : Used Item
Reference : 2304-0146OC-12

Cert.No.: 23MM160

Page: 2 of 3

Procedure used :-

Calibration were conducted using in-house calibration procedure CP-OB01 according to direct measurement method against standard weight.

Condition of this result of calibration

1. Reference standard instruments:-

Instruments	Model	Serial No.	ID No.	Test report No.	Due date
1) Standard Weight Set (E2)	15884	24053	70RC007	MM-0010-22	20 Jan 2024

2. This certificate is valid only to the item calibrated on date and place of calibration.

3. This result of calibration was made on requested at the point specified by customer.

4. This certificate is not certified for any commercial transaction.

5. This certification is traceable to the International System of Unit.

Result of calibration () Without Adjustment (*) After Adjustment by External Calibration

Range capacity : 0 g to 210 g **Resolution** 0.0001 g

Before Adjustment :

Applied Weight (g)	Balance Reading (g)	Correction (g)	Measurement Uncertainty (\pm mg)	Coverage Factor (k)
100	99.9982	+0.0018	0.18	2.00
200	199.9965	+0.0035	0.29	2.00

After Adjustment :

1. Determination of the standard deviation of weighing machine (n = 10)

Applied Weight (g)	Standard Deviation of Reading (g)
100	0.00007
200	0.00007

Malu



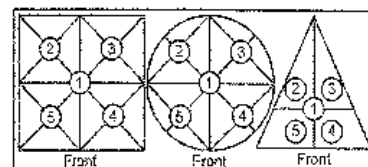
Equipment : Electronic Balance
Condition As-Received : Used Item
Reference : 2304-0146OC-12
Result of calibration

Cert.No.: 23MM160

Page: 3 of 3

2. Effect of off center loading

A mass of 100 g was placed to various position on the pan.
 The weighing machine reading error obtained is given in the table



**Maximum difference between
 off-center and central loading
 (g)**
 0.0001

Position 1 (g)	Position 2 (g)	Position 3 (g)	Position 4 (g)	Position 5 (g)
-0.0002	-0.0002	-0.0003	-0.0003	-0.0002

3. Departure from nominal value

Applied Weight (g)	Balance Reading (g)	Correction (g)	Measurement Uncertainty (\pm mg)	Coverage Factor (k)
Unload	0.0000	0.0000	0.14	2.11
0.01	0.0100	0.0000	0.14	2.11
0.1	0.1001	-0.0001	0.14	2.11
0.5	0.5000	0.0000	0.14	2.11
1	1.0001	-0.0001	0.14	2.11
5	5.0000	0.0000	0.14	2.11
10	9.9999	+0.0001	0.14	2.11
25	24.9998	+0.0002	0.15	2.07
50	49.9998	+0.0002	0.16	2.05
100	99.9999	+0.0001	0.18	2.00
200	200.0000	0.0000	0.29	2.00

The reported uncertainty of measurement was based on a standard uncertainty multiplied by a coverage factor k , providing a level of confidence of approximately 95 %.

-o0o-

Mela.



TECHNOLOGY PROMOTION ASSOCIATION (THAILAND-JAPAN)
CORPORATE SERVICES 3: EQUIPMENT CALIBRATION AND TESTING SERVICES
534/4 PATTANAKARN ROAD SOI 18, SUANLUANG, SUANLUANG BANGKOK 10250
TEL. 0-2717-3060-29 FAX. 0-2719-9434



Cert. No.: 23TM673

Page : 1 of 3

Certificate of Calibration

Equipment : BOD Incubator

Manufacturer : Accuplus

Model : I250

Serial No. : 0408-0115-0008

ID No. : TET.LAB.BOD05

Submitted by : Thai Environmental Technic Limited
1/6 Soi Ramkhamhaeng 145,
Khwaeng/Khet Saphan Sung,
Bangkok 10240

Location : Laboratory (Thai Environmental Technic Limited)

Received Order : 10 April 2023

Calibration Date : 11 April 2023

Ambient Temperature : $(26 \pm 10) ^\circ\text{C}$

Relative Humidity : $(50 \pm 30) \%$

Calibrated by : Khit Ruttanaprapachai

Approved by :


Approved Signatory

() Pornthippa Tameyakul
(☒) Malee Butkruea
() Suwit Imjai

Issue Date :

25 April 2023

The Uncertainties are for a confidence probability of approximately 95%

This certificate may not be reproduced other than in full, except with the prior written
Approval of the head of Corporate Services 3 : Equipment Calibration and Testing Services.

A 0053455



Equipment : BOD Incubator
 Condition As-Received : Used Item
 Reference : 2304-0146OC-2

Cert. No.: 23TM673

Page : 2 of 3

Procedure Used :-

Calibration were conducted using calibration procedure CP-OT02 according to direct measurement method with Data Acquisition which connected with Resistance Temperature Detector (RTD).

The temperature scale used was based on ITS-90.

Condition of this result of calibration

1. Reference standard instrument:-

Instrument	Model	Serial No.	Cert. No.	Due Date
1) Data Acquisition	34972A	MY57013711	22LM93	02 Jul 2023

2. This certificate is valid only to the item calibrated on date and place of calibration.

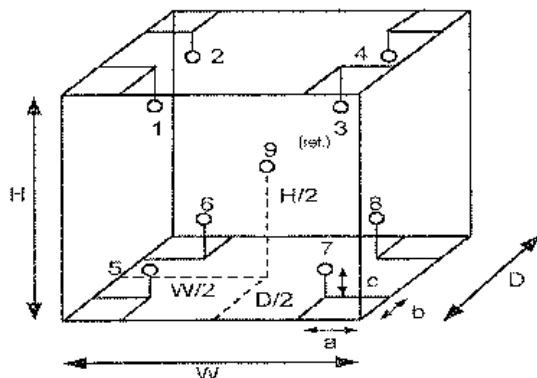
3. This certification is traceable to the International System of Unit.

Result of Calibration :- (*) Without Adjustment

Function of UUC* : Temperature Source

Fresh air setting : Not Available

Environment during calibration		
	Beginning	Finished
Temp. (°C)	25	26
REL.Humid. (%)	51	54
AC Supply (Volt)	221	221



Position :	Ref. Std. ID No.:
1	18-18RTD-01
2	18-18RTD-02
3	18-18RTD-03
4	18-18RTD-04
5	18-18RTD-05
6	18-18RTD-06
7	18-18RTD-07
8	22-18RTD-08
9 (ref.)	18-18RTD-09

Probe Installation Details :

a = 10 cm
 b = 10 cm
 c = 10 cm

Dimension of Chamber :

D = 0.48 m
 W = 0.50 m
 H = 1.1 m
 Capacity = 0.26 m³

Malu



Equipment : BOD Incubator
Condition As-Received : Used Item
Reference : 2304-0146OC-2
Result of Calibration :- (*) Without Adjustment
Function of UUC* : Temperature Source
Fresh air setting : Not Available

Cert. No.: 23TM673

Page : 3 of 3

Calibration Point (°C)	UUC* Setting (°C)	UUC* Reading (°C)	Temperature stability (± °C)	Temperature uniformity (°C)	Overall Variation (°C)	Coverage Factor <i>k</i>
20.0	19.8	19.7	0.54	0.37	1.1	2

Calibration Point (°C)	Measured Temperature (°C)									Uncertainty (± °C)
	Position									
	1	2	3	4	5	6	7	8	9 (ref.)	
20.0	20.121	20.227	19.983	20.098	19.992	19.953	19.936	19.914	20.048	0.72

Average* : The average of 30 values in each position.

Temperature stability : One-half of the greatest maximum difference of measured temperature at any one sensor.

Temperature uniformity : The maximum difference of measured temperatures at any sensors and the measured temperature at the reference location which are observed at the same time or at as close an observation time as possible to determine the temperature pattern or homogeneity within the chamber under steady-state conditions.

Overall Variation : The Difference of the maximum and minimum measured temperatures throughout observation.

UUC* : Unit Under Calibration

Note : The reported uncertainty of measurement was included stability and excluded uniformity .

The reported uncertainty of measurement was based on a standard uncertainty multiplied by a coverage factor *k*, providing a level of confidence of approximately 95 %.

-o0o-

Malu.

a 1158204



TECHNOLOGY PROMOTION ASSOCIATION (THAILAND-JAPAN)
CORPORATE SERVICES 3: EQUIPMENT CALIBRATION AND TESTING SERVICES
53-44 PATTANAKARN ROAD SOI 15, SUANLUANG, SUANLUANG BANGKOK 10250
TEL. 0-2717-3000-29 FAX. 0-2719-9454



Cert.No.: 23CHO493

Page.: 1 of 3

Certificate of Calibration

Equipment : Spectrophotometer
Manufacturer : Perkin Elmer
Model : Lambda 365
Serial No. : 365K9042909
ID No. : -
Condition As-Received: Used Item
Received Date : 18 August 2023
Calibration Date : 18 August 2023
Reference : 2308-0459OC-1
Submitted by : Thai Environmental Technic Limited
1/6 Soi Ramkhamhaeng 145,
Khwaeng/Khet Saphan Sung,
Bangkok 10240
Calibration Place : Laboratory (Thai Environment Technic Limited)
Ambient Temperature : (25.5 - 25.3) °C (On-Site)
Relative Humidity : (57.8 - 60.6) % (On-Site)
Calibration Procedure : In - house method :
CP-OCH4 based on ASTM E 275-01

Calibrated by : Kunchit Promprat

Approved by :

Approved Signatory

- (✓) Sathip Meangmai
() Warakorn Lengagtrakul
() Ponpan Paipim

Issue Date : 22 August 2023

The Uncertainties are for a confidence probability of approximately 95%

This certificate may not be reproduced other than in full, except with the prior written
Approval of the head of Corporate Services 3: Equipment Calibration and Testing Services.

A 0057186



Cert. No. : 23CHO493

Page : 2 of 3

Condition of calibration result

1. Reference Standard Material :

<u>Material</u>	<u>Serial No.</u>	<u>Certificate No.</u>	<u>Due date</u>
1. Absorbance Standard set	8331	105939	28 Sep 2024
2. Wavelength Standard set	8417	100498	25 Mar 2024
3. Wavelength Standard set	8418	100499	25 Mar 2024
4. Stray Light Standard set	8419	108963	01 Feb 2025

2. This certificate is valid only to the Item calibrated on date and place of calibration.

3. This certificate is traceable to the International System of Unit maintained through :

- Starna Scientific Ltd.

4. Spectral BandWidth : 1 nm

Scan Speed : 30 nm/min

Calibration Results : without adjustment

Wavelength Accuracy

Certified Values of Reference Material (nm)	UUC Reading (nm)	Uncertainty of Measurement (\pm nm)	Coverage Factor k
418.53	418.54	0.12	2.00
536.52	536.13	0.12	2.00
638.00	637.64	0.14	2.05
684.50	684.49	0.13	2.00
879.41	879.42	0.12	2.00

Santhya

a 1176586



Cert. No. : 23CHO493

Page : 3 of 3

Calibration Results : without adjustment**Photometric Accuracy**

Wavelength (nm)	Certified Values of Reference Material (Abs)	UUC Reading (Abs)	Uncertainty of Measurement (\pm Abs)	Coverage Factor <i>k</i>
420.0	Zero	0.0000	0.0028	2.00
	0.5712	0.5699	0.0031	2.00
	0.7510	0.7494	0.0031	2.00
	1.0893	1.0877	0.0033	2.00
546.1	Zero	-0.0001	0.0028	2.00
	0.5224	0.5209	0.0028	2.00
	0.6856	0.6839	0.0028	2.00
	0.9937	0.9921	0.0028	2.00
635.0	Zero	-0.0001	0.0028	2.00
	0.5397	0.5375	0.0028	2.00
	0.6832	0.6810	0.0028	2.00
	0.9886	0.9861	0.0028	2.00

Stray Light

* Straylight at 260.74 nm \pm 0.11 nm	Reading at 260.74 nm \pm 0.11 nm
Abs	2.0488
%T	0.8951

Remark

- Each individual filter is measured against the empty filter holder (blank) used to zero the spectrophotometer
- The Potassium Dichromate filled cells are measured against a Perchloric acid blank.
- Cut-off wavelength of stray light reference material (Potassium Iodide) at wavelength 260.74 nm \pm 0.11 nm
- Result = Pass, If Absorbance > 2.00 Abs and Transmission < 1.0 %T at Wavelength 260.74 nm \pm 0.11 nm
- * : Not NSC-ONSC Accredited

The reported uncertainty of measurement was based on a standard uncertainty multiplied by a coverage factor *k*, providing a level of confidence of approximately 95 %.

-000-

a 1176585



MAINTENANCE REPORT

ATOMIC ABSORPTION SPECTROPHOTOMETER MODEL

AAAnalyst 100

Customer :	บริษัท เทคนิควิเสวตล้อมไทย จำกัด	Date Tested:	29-ก.ย.-66
Address :	1/6 ซอยรามคำแหง 145, แขวงสะพานสูง, เขตสะพานสูง, กรุงเทพฯ 10240 TH	Recommendation Recertification Period	6 Months
User Name:	คุณ กิตติศักดิ์ เมืองงาม	Recertification Due:	28-มี.ค.-67
Phone:	02-3737799	Date Last Certified:	30-มี.ค.-66
E-mail:	phorntip.p@tet1995.com ketsarin.c@tet1995.com	Visit Number:	1 of 2
		TH ONE SOURCE Phone:	081-7316733, 082-1086572
		E-mail:	thonesource@gmail.com

CONFIGURATION TESTED

MODEL	SERIAL NUMBER	SOFTWARE
AAAnalyst 100	040S0110503	AA WinLab 3.2
TEST STANDARD USED	PART NUMBER	
Copper	N9300183	
Filter 0.2 %	MG0-057	



MAINTENANCE REPORT

ATOMIC ABSORPTION SPECTROPHOTOMETER MODEL

AAAnalyst 100

SERIAL NUMBER 040S0110503
DATE TESTED
29-n.ย.-66
1. OPTIC CHECKS

A. Optical alignment condition (if necessary)

☐ OK

B. Condition of Mirrors,Lenses etc.(if necessary)

☐ OK

C. D2,HCL beam adjust (if necessary)

☐
2. GAS SYSTEM CHECKS

A. Leak test all internal and external gas box joints

☐ OK

B. All gas box safety features

☐ OK

C. Burner system including nebulizer and all o-ring and gasket

☐ OK

D. Drain system (safety)

☐ F

3. ELECTRONICS CHECKS

A. Power Supplies

 $+ 5.00 \text{ Vdc} \pm 0.2 \text{ Vdc}$
+ 5.02 Vdc

 $+ 11.50 \text{ Vdc} \pm 0.2 \text{ Vdc}$
+ 11.46 Vdc

 $+ 15.00 \text{ Vdc} \pm 1.0 \text{ Vdc}$
+14.99 Vdc

 $- 15.00 \text{ Vdc} \pm 1.0 \text{ Vdc}$
-15.06 Vdc

 $+ 35.00 \text{ Vdc} \pm 3.0 \text{ Vdc}$
+35.13 Vdc

4. WAVELENGTH ACCURACY TEST

 A. Zn Lamp wavelength $213.9 \text{ nm} \pm 0.3 \text{ nm}$.

213.83 nm.

 B. Fe Lamp wavelength $248.3 \text{ nm} \pm 0.3 \text{ nm}$.

231.92 nm.

 C. Cu Lamp wavelength $324.8 \text{ nm} \pm 0.3 \text{ nm}$.

324.87 nm.



MAINTENANCE REPORT

ATOMIC ABSORPTION SPECTROPHOTOMETER MODEL

AAAnalyst 100

SERIAL NUMBER	<u>040S0110503</u>	DATE TESTED	<u>29-n.u.-66</u>
5. PERFORMANCE TESTS	SPEC.	RESULTS	
*A. Neutral density filter checks with Copper (324.8 nm)			
Neutral Density Filter 0.2 ± 10%	0.180	<u>0.174</u>	Abs.
B. AA Baseline noise test with Copper (324.8 nm)			
Integration time	= 0.5 seconds		
Replicates	= 99 times		
Standard Deviation	≤ 0.001	<u>0.001</u>	
C. Flame sensitivity with Copper (324.8nm)			
(5 mg/L Cu Standard a read time of 10 seconds			
10 replicates, standard burner)			
Stainless steel nebulizer	≥ 0.25	<u>0.275</u>	Abs.
	%RSD ≤ 0.3	<u>0.20</u>	%
Measured Characteristic Concentration :		<u>0.080</u>	mg/L



MAINTENANCE REPORT
ATOMIC ABSORPTION SPECTROPHOTOMETER MODEL
AAAnalyst 100

SERIAL NUMBER 040S0110503DATE TESTED 29-ก.ย.-66

Remarks :

This is to certify that the above tests have been performed and the configuration tested



meets



does not meet

This certificate does not modify PerkinElmer's standard terms and condition of sale,
including warranty terms.

Service Department TH ONE SOURCE CO., LTD.

Krungchai T.

(Krungchai Treevichien)

Customer Support Engineer

Method Name: Cu Baseline Element: Cu
Method Description: Cu BL Noise

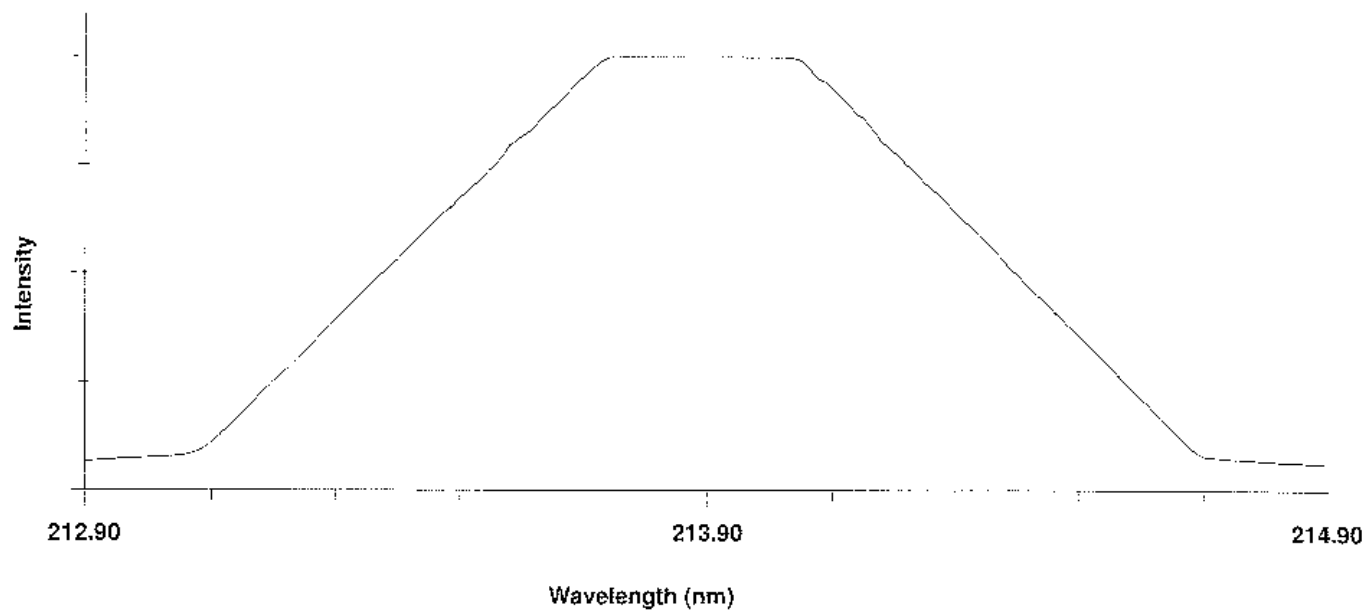
Date: 01/01/2002
Technique: Flame Calibration Equation: Zero Intercept: Nonlinear
Wavelength: 324.8 nm Slit Width: 0.70 nm
Lamp Current: 15 Energy: 72
Sample Info File: Untitled Results Data Set:

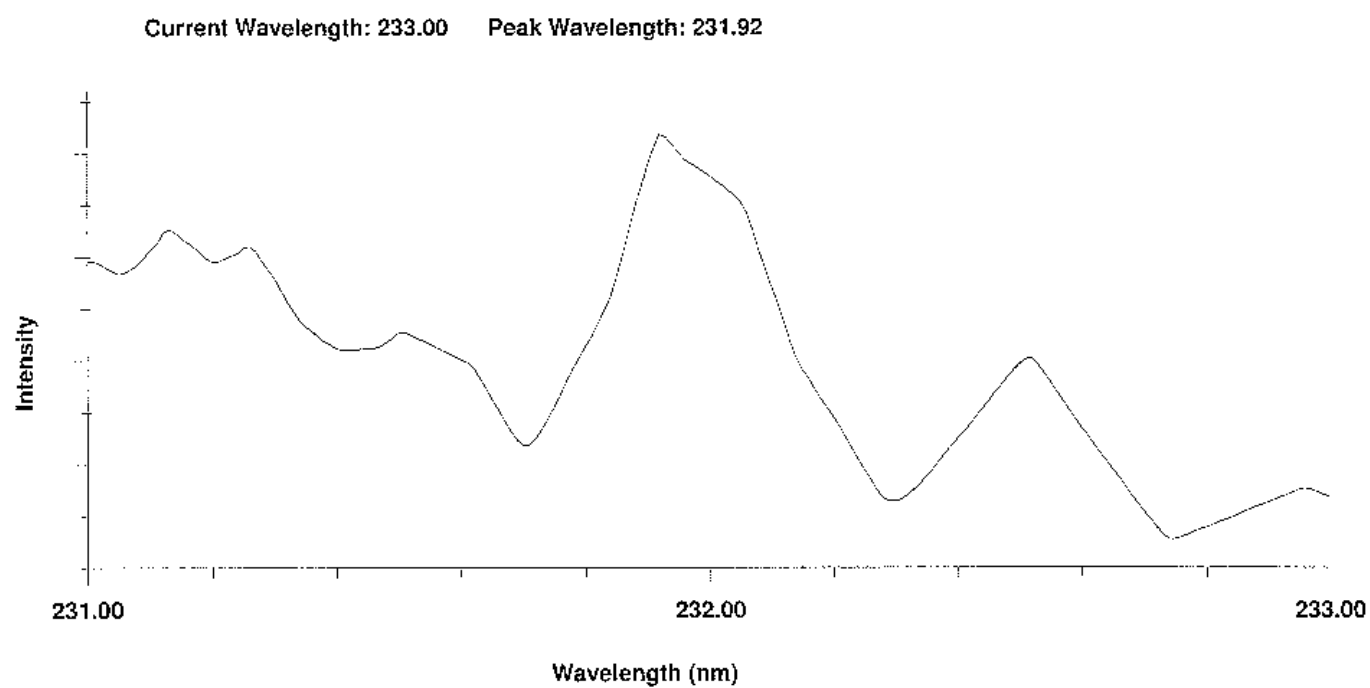
Element: Cu Seq. No.: 2 AS Loc.: --- Date: 01/01/2002
Sample ID: CU BLN Noise

Repl #	SampleConc mg/L	StdConc mg/L	BlnkCorr Signal	Time
1			0.000	10:35:46
2			0.000	10:35:49
3			0.000	10:35:51
4			0.000	10:35:53
5			0.000	10:35:55
6			-0.001	10:35:57
7			-0.001	10:35:59
8			-0.002	10:36:02
9			-0.001	10:36:04
10			0.000	10:36:07
11			-0.001	10:36:09
12			0.001	10:36:11
13			0.001	10:36:13
14			0.001	10:36:15
15			0.001	10:36:17
16			0.000	10:36:19
17			-0.001	10:36:21
18			0.001	10:36:24
19			0.000	10:36:26
20			0.001	10:36:28
21			0.000	10:36:30
22			0.002	10:36:32
23			0.000	10:36:34
24			0.000	10:36:36
25			0.002	10:36:38
26			0.002	10:36:41
27			0.001	10:36:43
28			0.001	10:36:45
29			0.000	10:36:47
30			-0.001	10:36:49
31			-0.002	10:36:51
32			-0.001	10:36:53
33			-0.001	10:36:55
34			0.000	10:36:58
35			0.000	10:37:00
36			0.000	10:37:03
37			0.000	10:37:05
38			0.000	10:37:07
39			0.000	10:37:09
40			0.001	10:37:11
41			-0.001	10:37:13
42			-0.001	10:37:16
43			-0.002	10:37:18
44			-0.001	10:37:20
45			0.002	10:37:22
46			0.000	10:37:24
47			0.001	10:37:26
48			0.000	10:37:28
49			0.000	10:37:30
50			0.001	10:37:33
51			0.002	10:37:35
52			0.002	10:37:37
53			0.001	10:37:39
54			0.000	10:37:41
55			-0.001	10:37:43
56			0.001	10:37:45
57			0.001	10:37:47
58			0.000	10:37:50
59			0.001	10:37:52

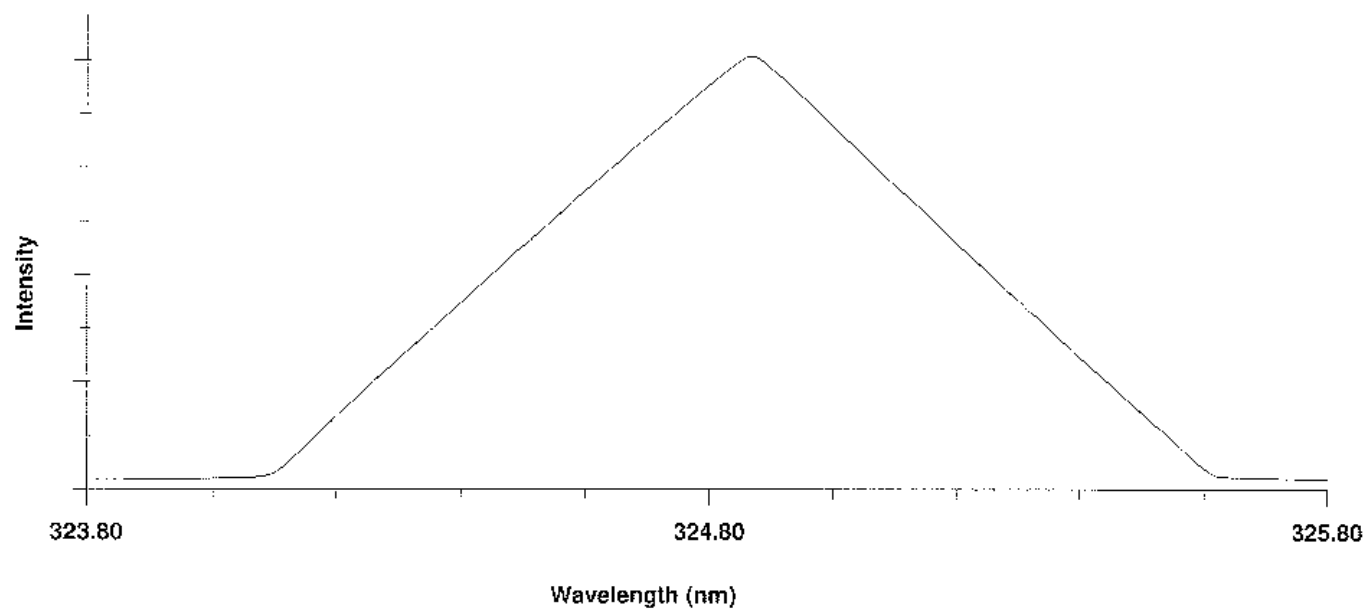
60	0.001	10:37:54
61	0.000	10:37:56
62	0.001	10:37:58
63	0.000	10:38:00
64	-0.001	10:38:03
65	-0.002	10:38:06
66	-0.002	10:38:08
67	-0.001	10:38:10
68	-0.001	10:38:12
69	-0.002	10:38:14
70	0.000	10:38:16
71	0.000	10:38:18
72	0.000	10:38:21
73	0.000	10:38:23
74	-0.001	10:38:25
75	-0.001	10:38:27
76	0.002	10:38:29
77	0.002	10:38:31
78	0.000	10:38:33
79	0.002	10:38:36
80	0.001	10:38:38
81	0.000	10:38:40
82	0.001	10:38:42
83	-0.001	10:38:44
84	-0.001	10:38:46
85	-0.001	10:38:49
86	-0.002	10:38:51
87	-0.002	10:38:53
88	-0.001	10:38:55
89	-0.001	10:38:57
90	-0.001	10:39:00
91	0.000	10:39:02
92	-0.001	10:39:04
93	0.000	10:39:07
94	0.000	10:39:09
95	-0.001	10:39:11
96	-0.001	10:39:13
97	0.000	10:39:16
98	0.002	10:39:18
99	0.001	10:39:20
Mean:	0.000	
SD :	0.001	
%RSD:	4766.11	

Current Wavelength: 214.90 Peak Wavelength: 213.83





Current Wavelength: 325.80 Peak Wavelength: 324.87



Method Name: Cu5ppm Element: Cu
Method Description: Cu 5 ppm

Date: 01/01/2002
Technique: Flame Calibration Equation: Zero Intercept: Nonlinear
Wavelength: 324.8 nm Slit Width: 0.70 nm
Lamp Current: 15 Energy: 72
Sample Info File: Untitled Results Data Set:

Element: Cu Seq. No.: 3 AS Loc.: --- Date: 01/01/2002
Sample ID: Calib Blank

Repl	SampleConc	StndConc	BlkCorr	Time
#	mg/L	mg/L	Signal	
1			-0.011	11:30:33
2			-0.011	11:30:46
3			-0.011	11:31:00
4			-0.011	11:31:14
5			-0.011	11:31:28
6			-0.011	11:31:43
7			-0.011	11:31:57
8			-0.012	11:32:11
9			-0.012	11:32:24
10			-0.012	11:32:38
Mean:			-0.011	
SD :			0.000	
%RSD:			3.35	

Auto-zero performed.

Element: Cu Seq. No.: 4 AS Loc.: --- Date: 01/01/2002
Sample ID: Copper 5 ppm

Repl	SampleConc	StndConc	BlkCorr	Time
#	mg/L	mg/L	Signal	
1			0.275	11:33:12
2			0.275	11:33:26
3			0.274	11:33:40
4			0.274	11:33:54
5			0.274	11:34:08
6			0.276	11:34:23
7			0.275	11:34:37
8			0.275	11:34:50
9			0.274	11:35:04
10			0.274	11:35:18
Mean:			0.275	
SD :			0.001	
%RSD:			0.20	

MAINTENANCE REPORT AND TEST CERTIFICATE OPTIMA 8000

Customer : บริษัท เทคนิคสิ่งแวดล้อมไทย จำกัด Address : 1/6 ซอยรามคำแหง 145 แขวงสะพานสูง เขตสะพานสูง กรุงเทพมหานคร 10240 User Name: Khun Nattapong Phone: 02-3737799 Fax:	Date Tested: September 29, 2023 Recommendation Recertification Period 6 Months Recertification Due: March 29, 2024 Date Last Certified: April 3, 2023 Visit Number: 2 of 2 PerkinElmer Phone: 02-719-6420 ext 203 PerkinElmer Fax: 02-318-5597
--	--

CONFIGURATION TESTED		ACCESSORIES/COMPONENT NOT INCLUDED
MODEL	SERIAL NUMBER	
OPTIMA 8000	078S1310024C	
S10		
TESTED EQUIPMENT	CALIBRATION NUMBER	EXPIRATION
IPV Methods		
TEST STANDARD USED	PART NUMBER	EXPIRATION DATE
Mixed standard 1/10	N069-1579	November 30, 2023
Mixed standard 1/100	N930-0221	November 30, 2023
CUSTOMER SUPPLIED	COMMENTS	CUSTOMER INITIALS
2 % HNO3		
10 % HNO3		

MAINTENANCE REPORT AND TEST CERTIFICATE OPTIMA 8000

SERIAL NUMBER : <u>078S1310024C</u>	DATE TESTED : <u>September 29, 2023</u>
1. MECHANICAL CHECKS	
A. Inspect and clean all fans and filters.	<input type="checkbox"/> OK
B. Inspect and replace as necessary, all torch components including the RF coil.	<input type="checkbox"/> OK
C. Inspect all tubing for sign of clacking or leaking.	<input type="checkbox"/> OK
D. Adjust water and gas pressure regulator settings.	<input type="checkbox"/> OK
E. Inspect and leak check pneumatics drawers.	<input type="checkbox"/> OK
F. Clean the exterior of the instrument.	<input type="checkbox"/> OK
2. OPTICAL CHECKS	
A. Inspect and clean all optical components.	<input type="checkbox"/> OK
B. As required, check and replace all purgefilters.	<input type="checkbox"/> OK
C. Recheck optical alignment.	<input type="checkbox"/> OK
3. COOLING SYSTEM CHECKS	
A. Perform preventive maintenance on chiller.	<input type="checkbox"/> OK
B. Flush out the chiller every six months.	<input type="checkbox"/> OK
4. PERFORMANCE CHECKS	
A. Torch View Alignment.	<input type="checkbox"/> OK
B. Wavelength Calibration.	<input type="checkbox"/> OK

MAINTENANCE REPORT AND TEST CERTIFICATE OPTIMA 8000

SERIAL NUMBER : 078S1310024C

DATE TESTED : September 29, 2023

PARAMETER	SPECIFICATION		FINAL VALUE
Spectral Resolution : UV	As 193.696 nm	≤ 0.009	<u>0.00702</u>
	Ni 231.604 nm	≤ 0.011	<u>0.00790</u>
	Ni 341.476 nm	≤ 0.015	<u>0.01192</u>
Spectral Resolution : VIS	Ba 455.403 nm	≤ 0.020	<u>0.01500</u>
Precision			
	Zn 206.200 nm	% RSD < 1.0	<u>0.60</u>
	Mg 280.271 nm	% RSD < 1.0	<u>0.36</u>
	Mg 285.213 nm	% RSD < 1.0	<u>0.67</u>
	Ba 455.403 nm	% RSD < 1.0	<u>0.72</u>
Detection Limits : Axial	As 193.696 nm	3(SD) ppb	<u>1.11</u>
	Se 196.026 nm	3(SD) ppb	<u>7.96</u>
	Tl 190.801 nm	3(SD) ppb	<u>0.05</u>
	Pb 220.353 nm	3(SD) ppb	<u>3.67</u>
Detection Limits : Radial	As 193.696 nm	3(SD) ppb	<u>0.28</u>
	Zn 213.857 nm	3(SD) ppb	<u>0.83</u>
	Mn 257.610 nm	3(SD) ppb	<u>0.07</u>
	La 379.478 nm	3(SD) ppb	<u>1.89</u>
	Ba 455.403 nm	3(SD) ppb	<u>0.08</u>
	Ba 493.408 nm	3(SD) ppb	<u>0.12</u>
BEC : Axial (IB X 1000)/(IS-IB)	Mn 257.610 nm	≤ 30 ppb	<u>15.70</u>
BEC : Radial (IB X 1000)/(IS-IB)	Mn 257.610 nm	≤ 30 ppb	<u>23.89</u>

MAINTENANCE REPORT AND TEST CERTIFICATE OPTIMA 8000

SERIAL NUMBER : 078S1310024C

DATE TESTED : September 29, 2023

Remarks :

Commissioning follow as commissioning performance sheets.

This is to certify that the above tests have been performed and the configuration tested

☒

meets

☐


does not meet

the PerkinElmer Specifications listed on this certificate.

This certificate does not modify PerkinElmer's standard terms and condition of sale, including warranty terms.

Service Department PerkinElmer Ltd.

Authorized Representative :



(Wiphan Promludma)

Service Engineer

PerkinElmer TruQ

Atomic Spectroscopy Standard



Certificate of Analysis

PerkinElmer Number: N9300221

Description: Instrument Calibration Standard 4

Matrix: 5% HNO₃

Lot Number: 58-169CRY1

Certification Date: MAY - - 2022

Expiration Date: NOV 30 2023

* Instrumental Analysis using ICP Spectrometer:

Analyte	Labeled	Measured	SRM	Analyte	Labeled	Measured	SRM
As	100 µg/mL	99.8 µg/mL	3103a*	Pb	50.0 µg/mL	49.9 µg/mL	3128*
Tl	100 µg/mL	99.4 µg/mL	3158*	Se	50.0 µg/mL	49.8 µg/mL	3149*
Cd	50.0 µg/mL	50.0 µg/mL	3108*				

* - indicates NIST SRM

† - indicates CRM (when NIST SRM is not available)

Reference Multi: Lot# 57-156CR, 1-177YJ, 54-134CR

Refer to side 2 for details of certification.

Balances are calibrated with weight sets traceable to NIST.

We guarantee that our PerkinElmer TruQ Atomic Spectroscopy Standards are stable and accurate to $\pm 0.5\%$ of certified concentration until the expiration date, provided the standards are kept tightly capped and stored under normal laboratory conditions. This value is the sum of cumulative errors associated with the analytical determinations, pipetting, and diluting to final volume. For these solutions we use high purity acids, ASTM Type I water (18 megohm double deionized), and leached, triple-rinsed bottles. All glassware used is class A.



Certifying Officer:

Y. Parikh

PerkinElmer

PerkinElmer, Inc.

U.S.A. Tel: 1-203-925-4600

U.S.A. Toll Free: 1-800-762-4000

Visit www.perkinelmer.com/lasoffices for a complete listing of our global offices.

PerkinElmer TruQ

Atomic Spectroscopy Standard



Certificate of Analysis

PerkinElmer Number: N9300221

Description: Instrument Calibration Standard 4

Matrix: 5% HNO₃

Lot Number: 58-169CRY1

Certification Date: MAY -- 2022

Expiration Date: NOV 30 2023

* Instrumental Analysis using ICP Spectrometer:

Analyte	Labeled	Measured	SRM	Analyte	Labeled	Measured	SRM
As	100 µg/mL	99.8 µg/mL	3103a*	Pb	50.0 µg/mL	49.9 µg/mL	3128*
Ti	100 µg/mL	99.4 µg/mL	3158*	Se	50.0 µg/mL	49.8 µg/mL	3148*
Cd	50.0 µg/mL	50.0 µg/mL	3108*				

* - indicates NIST SRM

† - indicates CRM (when NIST SRM is not available)

Reference Multi: Lot# 57-156CR, 1-177YJ, 54-134CR

Refer to side 2 for details of certification.

Balances are calibrated with weight sets traceable to NIST.

We guarantee that our PerkinElmer TruQ Atomic Spectroscopy Standards are stable and accurate to $\pm 0.5\%$ of certified concentration until the expiration date, provided the standards are kept tightly capped and stored under normal laboratory conditions. This value is the sum of cumulative errors associated with the analytical determinations, pipetting, and diluting to final volume. For these solutions we use high purity acids, ASTM Type I water (18 megohm double deionized), and leached, triple-rinsed bottles. All glassware used is class A.



Certifying Officer: Y. Parikh

PerkinElmer

PerkinElmer, Inc.

U.S.A. Tel: 1-203-925-4500

U.S.A. Toll Free: 1-800-762-4000

Visit www.perkinelmer.com/lasoffices for a complete listing of our global offices.

PerkinElmer TruQ

Atomic Spectroscopy Standard



Certificate of Analysis

PerkinElmer Number: N0691579
Description: Multi-Element Standard
Matrix: 2% HNO₃
Lot Number: 58-146CRX1

Certification Date: APR - - 2022

Expiration Date: OCT 30 2023

* Instrumental Analysis using ICP Spectrometer:

Analyte	Labeled	Measured	SRM	Analyte	Labeled	Measured	SRM
As	50.0 µg/mL	49.3 µg/mL	3103a*	Ni	10.0 µg/mL	9.89 µg/mL	3136*
K	50.0 µg/mL	50.0 µg/mL	3141a*	Sr	10.0 µg/mL	10.0 µg/mL	3153a*
La	10.0 µg/mL	9.91 µg/mL	3127a*	Zn	10.0 µg/mL	9.99 µg/mL	3168a*
Li	10.0 µg/mL	9.96 µg/mL	3129a*	Ba	1.00 µg/mL	0.996 µg/mL	3104a*
Mn	10.0 µg/mL	10.1 µg/mL	3132*	Mg	1.00 µg/mL	0.992 µg/mL	3131a*

* - indicates NIST SRM

† - indicates CRM (when NIST SRM is not available)

Reference Multi: Lot# 57-138CR, 3-250MJ, 57-024CR, 57-208CR

Refer to side 2 for details of certification.

Balances are calibrated with weight sets traceable to NIST.

We guarantee that our PerkinElmer TruQ Atomic Spectroscopy Standards are stable and accurate to ±0.5% of certified concentration until the expiration date, provided the standards are kept tightly capped and stored under normal laboratory conditions. This value is the sum of cumulative errors associated with the analytical determinations, pipetting, and diluting to final volume. For these solutions we use high purity acids, ASTM Type I water (18 megohm double deionized), and leached, triple-rinsed bottles. All glassware used is class A.



Certifying Officer:

J. Parikh

PerkinElmer

PerkinElmer, Inc.

U.S.A. Tel: 1-203-925-4600

U.S.A. Toll Free: 1-800-762-4600

Visit www.perkinelmer.com/lasoffices for a complete listing of our global offices.

PerkinElmer TruQ

Atomic Spectroscopy Standard



Certificate of Analysis

PerkinElmer Number: N0691579
Description: Multi-Element Standard
Matrix: 2% HNO₃
Lot Number: 58-148CRX1

Certification Date: MAY -- 2022

Expiration Date: NOV 30 2023

* Instrumental Analysis using ICP Spectrometer:

Analyte	Labeled	Measured	SRM	Analyte	Labeled	Measured	SRM
As	50.0 µg/mL	49.3 µg/mL	3103a*	Ni	10.0 µg/mL	9.89 µg/mL	3136*
K	50.0 µg/mL	50.0 µg/mL	3141a*	Sr	10.0 µg/mL	10.0 µg/mL	3153a*
La	10.0 µg/mL	9.91 µg/mL	3127a*	Zn	10.0 µg/mL	9.99 µg/mL	3168a*
Li	10.0 µg/mL	9.96 µg/mL	3129a*	Ba	1.00 µg/mL	0.996 µg/mL	3104a*
Mn	10.0 µg/mL	10.1 µg/mL	3132*	Mg	1.00 µg/mL	0.992 µg/mL	3131a*

* - Indicates NIST SRM

† - Indicates CRM (when NIST SRM is not available)

Reference Multi: Lot# 57-138CR, 3-250MJ, 57-024CR, 57-208CR

Refer to side 2 for details of certification.

Balances are calibrated with weight sets traceable to NIST.

We guarantee that our PerkinElmer TruQ Atomic Spectroscopy Standards are stable and accurate to $\pm 0.5\%$ of certified concentration until the expiration date, provided the standards are kept tightly capped and stored under normal laboratory conditions. This value is the sum of cumulative errors associated with the analytical determinations, pipetting, and diluting to final volume. For these solutions we use high purity acids, ASTM Type I water (18 megohm double deionized), and leached, triple-rinsed bottles. All glassware used is class A.



Certifying Officer: Y. Parikh

PerkinElmer

PerkinElmer, Inc.

U.S.A. Tel: 1-203-325-4500

U.S.A. Toll Free: 1-800-762-4000

Visit www.perkinelmer.com/lasoffices for a complete listing of our global offices.



PerkinElmer

Global Service Training Department

Service Engineer Certification

Wiphan Promlumda

**This is to certify that the above mentioned
PerkinElmer representative has been trained to
service the instrument indicated below:**

ICP220B Optima 8300 & Optima 4X/5X/7X00 Series

Instructor:

Geoff Cook

Date: July 20, 2012


Certified by:

(Manager, Global Training Operations)

Agilent CrossLab Start Up Services

Agilent 7890 Gas Chromatograph

Preventive Maintenance Checklist



Agilent Preventive Maintenance provides factory recommended service for your analytical instruments to assure reliable operation and the accuracy of your results.

Delivered by highly trained and certified service engineers using genuine Agilent parts and supplies, Agilent Preventive Maintenance provides everything you need to reduce unplanned downtime and keep your systems operating at their peak. This checklist will be completed at the end of the service and provided to you as a record of the preventive maintenance activities.

Introduction

Customer Information

- Customers should provide all necessary operating supplies upon request of the engineer.
- A customer representative should be available to the engineer while performing the preventive maintenance procedures.
- Any parts, not included in the Parts Lists section of this document, are not part of the recommended Preventive Maintenance service, nor are they included in the price of this service.
- If a system requires the use of extra or special procedures and/or parts for the maintenance service, then these must be ordered separately and charged as a repair, which may incur additional costs.

Important Customer Web Links

- For more information about **Agilent Technologies services**, please visit our website using the following URL: <http://www.agilent.com/en-us/products/crosslab-instrument-services/service-repair>
- The **Agilent Community** is an excellent place to get answers, collaborate with others about applications and Agilent products, and find in-depth documents and videos relevant to Agilent technologies. Visit <https://community.agilent.com/welcome>.
- To access **Agilent University**, visit <http://www.agilent.com/crosslab/university/> to learn about training options, which include online, classroom and onsite delivery. A training specialist can work directly with you to help determine your best options.
- A useful **Agilent Resource Center** web page is available, which includes short videos on maintenance, quick lists of consumables for new instruments, and other valuable information. Check out the Resource Page here: <https://www.agilent.com/en-us/agilentresources>.
- Need technical support, FAQs, supplies? – visit our **Support Home page** <http://www.agilent.com/search/support>.
- **Videos** about specific preparation requirements for your instrument can be found by searching the **Agilent YouTube** channel at <https://www.youtube.com/user/agilent>.
- **7890B Manuals** are also available on Agilent.com:
 - **Safety**
https://www.agilent.com/cs/library/usermanuals/public/7890B_Safety.pdf
 - **Installation and First Startup**
https://www.agilent.com/cs/library/usermanuals/Public/7890B_Installation.pdf
 - **Operation Manual**
https://www.agilent.com/cs/library/usermanuals/Public/7890B_Operation.pdf
 - **Maintaining Your GC**
https://www.agilent.com/cs/library/usermanuals/public/G3430-90052%207890B_Maintaining%20Guide.pdf

Service Engineer's Responsibilities

- Contact the customer and ensure that all necessary supplies are available before the preventive maintenance visit.
- Only select those pages that relate to the system or module being serviced.
- Complete empty fields with the relevant information.
- Complete the relevant checkboxes in the checklist using either a "X" or tick mark "✓".
- Check **"Section not applicable"** check boxes to indicate services/tasks not delivered, as appropriate.
- Complete the Preventive Maintenance service in the order of the tasks listed.
- Complete the Service Review section together with the customer.
- Complete the fields for page numbers at the foot of each selected page
- Complete the total number of pages field in the Service Completion section
- **Ask the customer to sign the Service Completion section including the customer's and your signature.**

Additional Instruction Notes

- Check for any active service notes for this unit. If there are any applicable "Safety" or "Modification Recommended" Service notes, plan to implement the changes on this unit before doing any qualification service.
- Do not implement firmware updates, unless you get approval from the customer and are sure that they are compatible with the instrument control software.

System Information

- ☐ Check this box if an instrument configuration report is attached instead of completing the table below.

Instrument System Name and ID	Ins-LAB-010 / CN16343040
Instrument System Site and Location	Thai Enviromental Technic Ltd / Lab

List System Component Product Numbers	List the Serial Numbers of each Component
1. G3440B	CN16343040
2. G4513A	CN16350082
3. G4514A	CN16400014
4.	
5.	
6.	
7.	
8.	
9.	
10.	

Preparation

- ☐ Discuss any specific issues with the customer before starting.
- ☐ Review the instrument logbook for recorded problems and comments.
- ☐ Save instrument control settings before starting the procedure.
- ☐ Perform a general inspection of the system for cleanliness.
- ☐ Check for proper installation of parts, assemblies, sensors etc.
- ☐ Check system for required installation of components, settings as defined by current Service Notes.
- ☐ Check for required firmware updates and verify with customers if they would like them installed.
- ☐ Before starting the following procedures, record the Detector Signal Output(s) in the results table. If the GC is turned OFF or in a service mode, comparing the detector outputs before and after the service is not possible.

Revision: 2.01, Issued: September 15, 2021

Agile Document Number: D0013618

DE number: 44166.759722222

© Agilent Technologies, Inc. 2021

Preventive Maintenance Procedure

Clean and inspect GC

- ☐ Unplug power cord from the power source.
- ☐ Open GC covers and vacuum/remove any dust/debris. Pay particular attention to cooling fans.
- ☐ Inspect internal connectors for proper contact and placement.
- ☐ Reconnect Power to the GC. Power the GC on and verify the power on self-test passed.
- ☐ Verify oven motor spins freely and turns on with the oven door closed; off when the door is opened.
- ☐ Verify operation of all other fans - the Inlet and EPC cooling fans.
- ☐ Verify oven intake/outlet flap assembly is operating smoothly while heating and cooling the oven

Inlet and detector consumable replacement

- ☐ For the inlets installed, perform inlet maintenance as defined in the 7890 manual – "Maintaining Your GC" - for the inlet(s) installed.
- ☐ Replace the split vent trap cartridge filter on units with these inlets: Split/Splitless Capillary (SSL), Multi-Mode Inlet (MMI), Programmed Temperature Vaporizer (PTV), Volatiles Interface (VI).
- ☐ If the inlet system is used in Split Mode with viscous samples, inspect and clean the split vent tube on the inlet and flush or replace the tubing between the inlet and the split vent trap.
- ☐ If the GC includes a Flame Ionization Detector (FID), replace the jet. If the ignitor shows any buildup of sample or corrosion, replace the ignitor. Examine the FID collector and castle assemblies for contamination – clean as necessary.

Zero Sensors and Leak test

- ☐ Zero all pressure sensors per the procedure in the 7890 "Advanced User Guide".
- ☐ Perform inlet pressure decay test(s) as defined in the 7890 "Troubleshooting Manual".
If the PM is done in preparation for an Operational Qualification, then the pressure decay test defined within that protocol can be used for the PM.
- ☐ Record if test passed or failed in the results table.

ALS Maintenance

- ☐ **Section NOT applicable**
- ☒ Check all cabling and configuration settings between GC, tray, and injectors.
- ☒ Vacuum or remove any dust, especially around fans.
- ☒ Check operation of all fans.
- ☒ Check syringe for smooth plunger operation.
- ☒ Check for smooth operation of the needle support – clean if necessary

Restore Instrument

- ☒ Restore the normal operating conditions or customer method using the Data System.
- ☒ Purge the system with carrier flow for 15 minutes
- ☒ Bake out the system, then restore the normal operating conditions
- ☒ After equilibration, check and record the post PM detector signal output values.
Results should be similar or lower than the detector outputs recorded prior to PM.
- ☒ Perform a chemical checkout. If this is a routine PM, inject the customer's sample using the ALS if applicable. This will act as a final checkout of both the ALS and the GC.

Note: If the PM Service is performed prior to a qualification service, then use the qualification procedure as a guide for final instrument set up and checkout.

Signature Page

Service Review

- ☐ Attach available reports/printouts of all tests to this documentation.
- ☒ Record the Preventive Maintenance service activity in the customer's records/logbook.
- ☒ Update/reset instrument maintenance counters as appropriate.
- ☒ Affix the PM sticker to the system or instrument logbook based on the customer's request.
- ☒ Complete the Service Engineer Comments section if there are additional comments.
- ☒ Review with the customer this service, parts replaced, and test results obtained.
- ☒ If the instrument firmware was updated, record the details of the change in the Service Engineer's Comments box or if necessary, in the customer's IQ records.
- ☐ Supply the customer with a copy of the Smart Alerts flyer.
- ☐ Describe Smart Alerts to the customer.
- ☐ Install Smart Alerts if requested.

7890 GC Test Results Table

Detector Signal Outputs	Before PM Service	After PM Service
Front detector output	N/A	17.0/FID
Back detector output	N/A	1101/uECD (unused)
AUX detector output	N/A	99.3/TCD (unused)
Pressure decay test	Expected test result	Actual test result
Front inlet pressure decay test	Pass	Pass
Back inlet pressure decay test	Pass	Pass

7890 Parts List Table

The following kits are recommended for capillary and purged packed inlets. If this is a general PM and the customer has a preferred set of consumables, you may use the customer's consumables.

Part description	Part number	Product or model# where used	Quantity consumed
SSL Capillary Inlet PM kit, Splitless	5188-6497	7890A/B	1
SSL Capillary Inlet PM kit, split	5188-6496	7890A/B	1
SSL Capillary Ultra Inert Inlet Gold Seal with Washer	5190-6144	7890A/B	N/A
SSL Capillary Ultra Inert Inlet Splitless Liner - Single taper with Glass Wool	5190-2293	7890A/B	N/A
SSL Capillary Ultra Inert Inlet Low Pressure Drop Split Liner - with Glass Wool	5190-2295	7890A/B	N/A
PP Inlet PM kit	5188-6498	7890A/B	N/A
Split vent trap PM kit, single cartridge (for MMI, PTV & VI)	5188-6495	7890A/B	N/A
MMI Cleaning Kit	G3510-60820	7890A/B	N/A
PTV Septumless Head Rebuild Kit	5182-9747	7890A/B	N/A
PTV Septumless Head Teflon Guide	5182-9748	7890A/B	N/A
Ignitor (glow plug) assembly with O-ring	19231-60680	7890A/B	1
FID Collector Rebuild/Cleaning Kit	G1531-67000	7890A/B	N/A
Standard .011-inch FID Jet for capillary FID base	G1531-80560	7890A/B	1
High Temperature .018-inch FID Jet for capillary FID base	G1531-80620	7890A/B	N/A
Standard .018-inch FID Jet for packed column with packed FID base	18710-20119	7890A/B	N/A
Standard .011-inch FID Jet for capillary column with packed/adaptable FID base	19244-80560	7890A/B	N/A
High Temperature .018-inch FID Jet for capillary column with packed/adaptable FID base	19244-80620	7890A/B	N/A
NPD Jet, universal fit, .011-inch ID	G1534-80580	7890A/B	N/A
NPD Jet, universal fit, .011-inch ID Extended tip	G1534-80590	7890A/B	N/A
SSL Capillary Ultra Inert Inlet Gold Seal with Washer	5190-6144	7890A/B	N/A
SSL Capillary Ultra Inert Inlet Splitless Liner - Single taper with Glass Wool	5190-2293	7890A/B	N/A
**FID Collector Replacement Kit, if needed	G1531-67001	7890A/B	N/A

Revision: 2.01, Issued: September 15, 2021

Agile Document Number: D0013618

DE number: 44166.759722222

© Agilent Technologies, Inc. 2021

Service Engineer Comments

If there are any specific points you wish to note as part of performing the service or other items of interest for the customer, please write include them in this box.

Service Completion

Service request number 6242270600 Date service completed 25 Sep 2023
Agilent signature Saenguthai Tarak Customer signature KD 11/25/23
Total number of pages in this document 9 pages